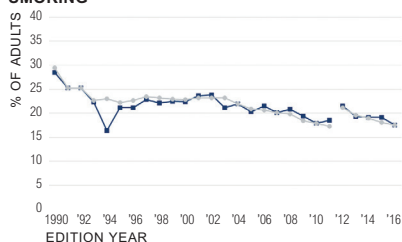


# New Mexico

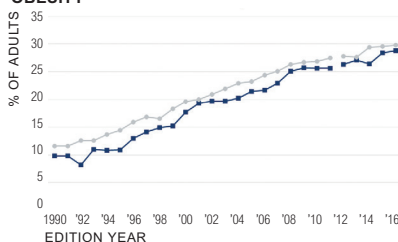
	Star Rating	2016 Value	Rank	No. 1 State
<b>BEHAVIORS</b>				
Drug Deaths (deaths per 100,000 population)	★	24.7	49	4.0
Excessive Drinking (% of adults)	★★★★★	13.8	6	11.2
High School Graduation (% of students)	★	68.6	50	90.8
Obesity (% of adults)	★★★★	28.8	19	20.2
Physical Inactivity (% of adults)	★★★★	22.6	14	17.9
Smoking (% of adults)	★★★	17.5	25	9.1
<b>Behaviors Total*</b>	★★	-0.082	37	0.273
<b>COMMUNITY &amp; ENVIRONMENT</b>				
Air Pollution (micrograms of fine particles per cubic meter)	★★★★★	6.0	4	4.4
Children in Poverty (% of children)	★	29.5	50	8.0
Infectious Disease (mean z score of chlamydia, pertussis, and <i>Salmonella</i> )*	★	0.543	44	-1.347
Chlamydia (cases per 100,000 population)	★	554.3	45	254.5
Pertussis (cases per 100,000 population)	★★	17.7	40	1.0
<i>Salmonella</i> (cases per 100,000 population)	★★	16.0	35	6.2
Occupational Fatalities (deaths per 100,000 workers)	★	6.5	42	2.0
Violent Crime (offenses per 100,000 population)	★	656	48	118
<b>Community &amp; Environment Total*</b>	★	-0.164	49	0.290
<b>POLICY</b>				
Immunizations—Adolescents (mean z score of HPV, meningococcal, and Tdap)*	★★★	-0.103	29	1.783
HPV Females (% of females aged 13 to 17 years)	★★★	40.6	27	68.0
HPV Males (% of males aged 13 to 17 years)	★★★★★	40.3	7	58.1
Meningococcal (% of adolescents aged 13 to 17 years)	★★	72.5	37	97.7
Tdap (% of adolescents aged 13 to 17 years)	★★	85.9	32	97.1
Immunizations—Children (% of children aged 19 to 35 months)	★★	70.1	37	80.6
Lack of Health Insurance (% of population)	★	12.7	41	3.1
Public Health Funding (dollars per person)	★★★★★	\$114	9	\$261
<b>Policy Total*</b>	★★	-0.037	34	0.165
<b>CLINICAL CARE</b>				
Dentists (number per 100,000 population)	★★	50.8	36	81.5
Low Birthweight (% of live births)	★★	8.8	38	5.9
Preventable Hospitalizations (discharges per 1,000 Medicare enrollees)	★★★★	43.1	14	23.5
Primary Care Physicians (number per 100,000 population)	★★★	133.4	29	247.7
<b>Clinical Care Total*</b>	★★	-0.051	31	0.170
<b>ALL DETERMINANTS*</b>	★	-0.334	41	0.648
<b>OUTCOMES</b>				
Cancer Deaths (deaths per 100,000 population)	★★★★★	168.3	4	149.3
Cardiovascular Deaths (deaths per 100,000 population)	★★★★	217.5	11	188.2
Diabetes (% of adults)	★★	11.5	39	6.8
Disparity in Health Status (% difference by high school education)	★★	30.5	40	14.8
Frequent Mental Distress (% of adults)	★★★	11.3	27	7.1
Frequent Physical Distress (% of adults)	★★	13.7	40	8.5
Infant Mortality (deaths per 1,000 live births)	★★★★	5.4	15	4.3
Premature Death (years lost per 100,000 population)	★	8,887	42	5,369
<b>ALL OUTCOMES*</b>	★★	-0.029	31	0.289
<b>OVERALL*</b>	★★	-0.363	38	0.905

\* Value indicates z score. Negative scores are below US value; positive scores are above US value. For complete definitions of measures including data sources and years, see Table 5.

## SMOKING



## OBESITY



State Nation

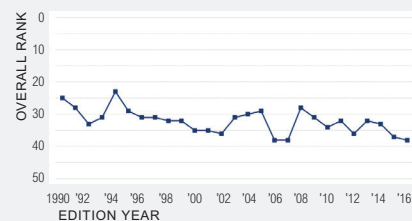
The 2012–2016 data in the above graphs are not directly comparable with prior years. See Methodology (page 150) for additional information.

## Overall Rank: 38

Change: ▼ 1

Determinants Rank: 41

Outcomes Rank: 31



### Strengths:

- Low prevalence of excessive drinking
- Low levels of air pollution
- Low rate of cancer deaths

### Challenges:

- High rate of drug deaths
- Low percentage of high school graduation
- High percentage of children in poverty

### Ranking:

New Mexico is 38th this year; it was 37th in 2015. The state ranks 33rd for senior health and 37th for the health of women and children.

### Highlights:

- In the past year, smoking decreased 8% from 19.1% to 17.5% of adults.
- In the past year, HPV immunization among males aged 13 to 17 years increased 73% from 23.3% to 40.3%.
- In the past year, immunizations among children aged 19 to 35 months decreased 8% from 75.9% to 70.1%.
- In the past eight years, preventable hospitalizations decreased 36% from 67.0 to 43.1 discharges per 1,000 Medicare enrollees.
- In the past year, premature death increased 9% from 8,190 to 8,887 years lost per 100,000 population.

**State Health Department Website:**  
[www.health.state.nm.us](http://www.health.state.nm.us)