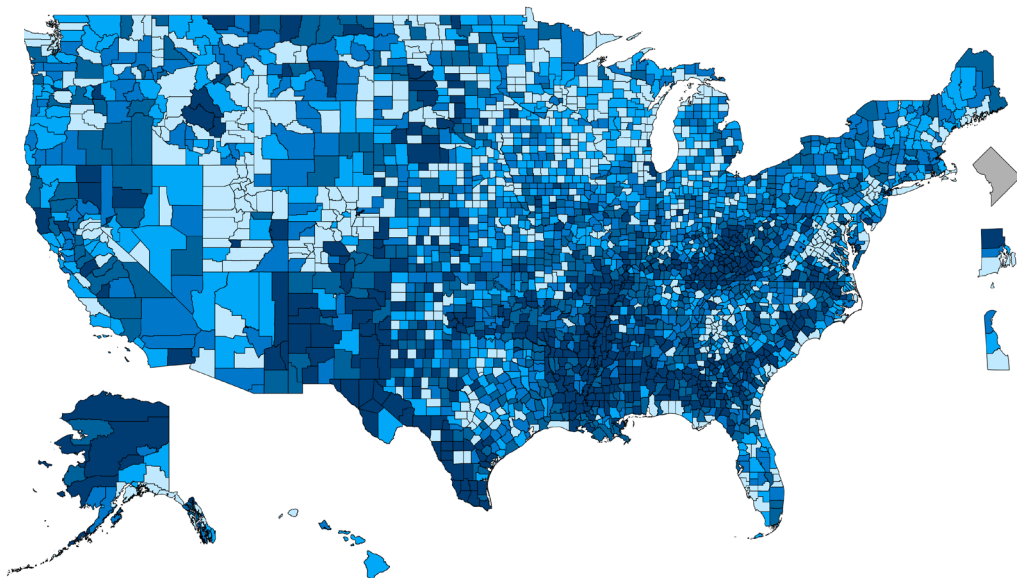


United States

Risk of Social Isolation by County



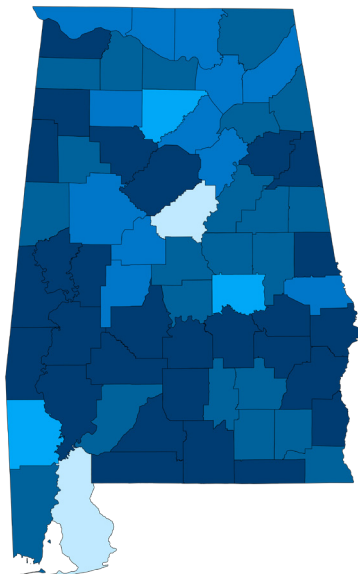
Index of social isolation risk factors (living in poverty; living alone; being divorced, separated or widowed; having never married; having a disability; and having independent living difficulty) among adults age 65 and older, relative to all U.S. counties. Normalized values are 1 to 100, with a higher value indicating greater risk.

1 to 32 33 to 38 39 to 43 44 to 51 52 to 100 No Data

Source: U.S. Census Bureau, American Community Survey, 2020–2024

Alabama

Risk of Social Isolation by County



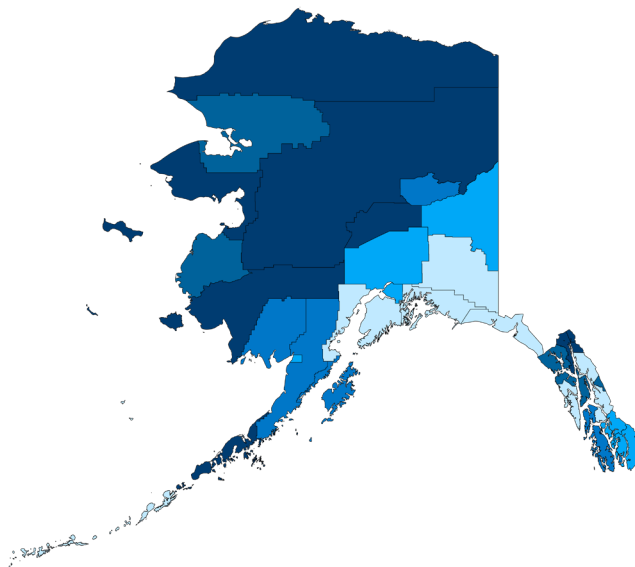
Index of social isolation risk factors (living in poverty; living alone; being divorced, separated or widowed; having never married; having a disability; and having independent living difficulty) among adults age 65 and older, relative to all U.S. counties. Normalized values are 1 to 100, with a higher value indicating greater risk.

1 to 32 33 to 38 39 to 43 44 to 51 52 to 100 No Data

Source: U.S. Census Bureau, American Community Survey, 2020-2024

Alaska

Risk of Social Isolation by County



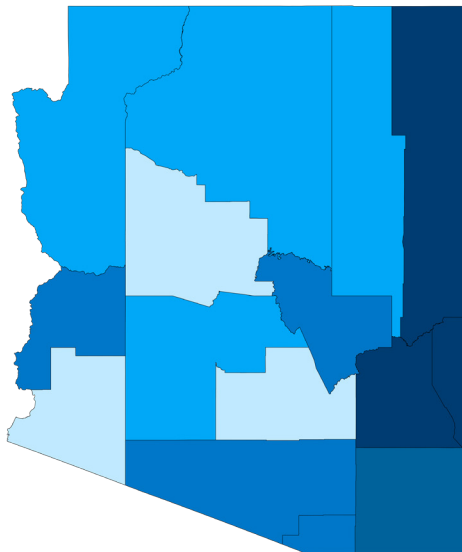
Index of social isolation risk factors (living in poverty; living alone; being divorced, separated or widowed; having never married; having a disability; and having independent living difficulty) among adults age 65 and older, relative to all U.S. counties. Normalized values are 1 to 100, with a higher value indicating greater risk.

1 to 32 33 to 38 39 to 43 44 to 51 52 to 100 No Data

Source: U.S. Census Bureau, American Community Survey, 2020-2024

Arizona

Risk of Social Isolation by County



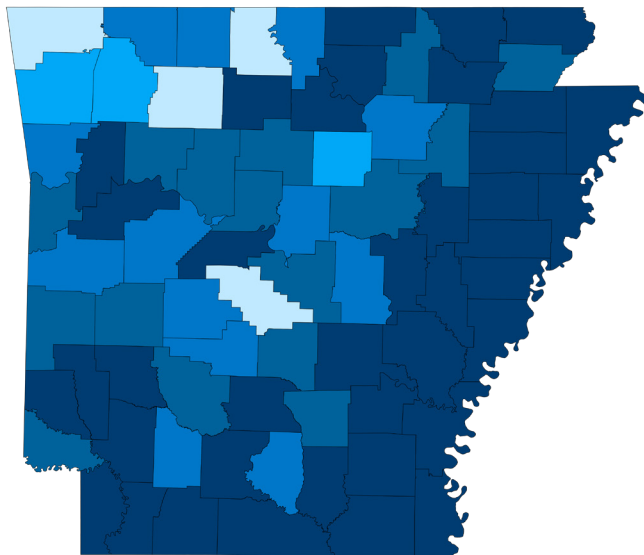
Index of social isolation risk factors (living in poverty; living alone; being divorced, separated or widowed; having never married; having a disability; and having independent living difficulty) among adults age 65 and older, relative to all U.S. counties. Normalized values are 1 to 100, with a higher value indicating greater risk.

1 to 32 33 to 38 39 to 43 44 to 51 52 to 100 No Data

Source: U.S. Census Bureau, American Community Survey, 2020-2024

Arkansas

Risk of Social Isolation by County



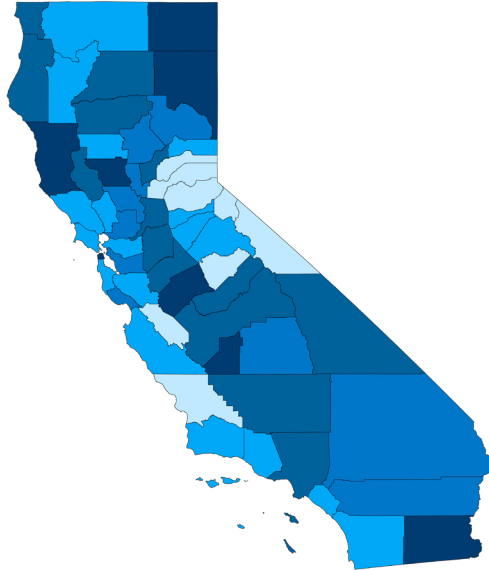
Index of social isolation risk factors (living in poverty; living alone; being divorced, separated or widowed; having never married; having a disability; and having independent living difficulty) among adults age 65 and older, relative to all U.S. counties. Normalized values are 1 to 100, with a higher value indicating greater risk.

1 to 32 33 to 38 39 to 43 44 to 51 52 to 100 No Data

Source: U.S. Census Bureau, American Community Survey, 2020-2024

California

Risk of Social Isolation by County



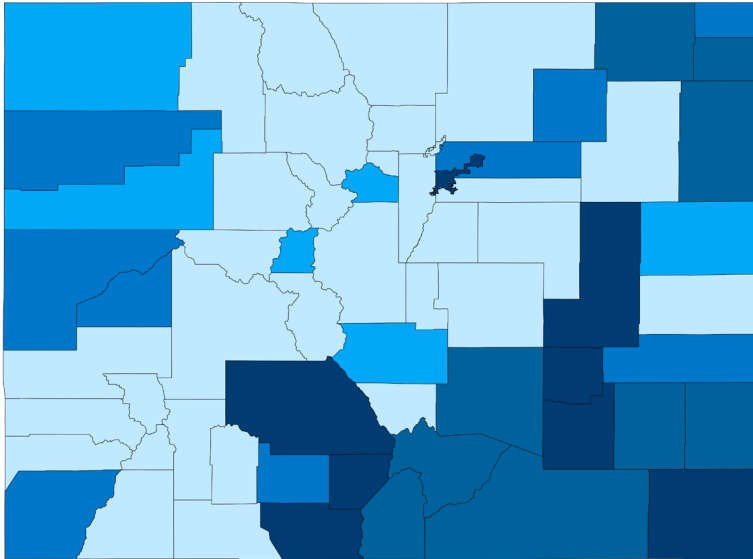
Index of social isolation risk factors (living in poverty; living alone; being divorced, separated or widowed; having never married; having a disability; and having independent living difficulty) among adults age 65 and older, relative to all U.S. counties. Normalized values are 1 to 100, with a higher value indicating greater risk.

1 to 32 33 to 38 39 to 43 44 to 51 52 to 100 No Data

Source: U.S. Census Bureau, American Community Survey, 2020-2024

Colorado

Risk of Social Isolation by County



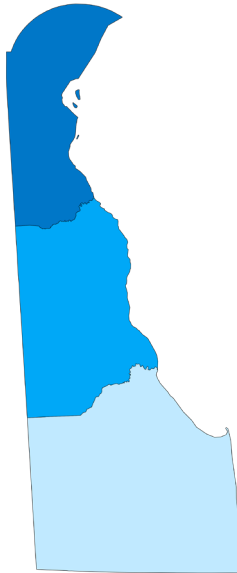
Index of social isolation risk factors (living in poverty; living alone; being divorced, separated or widowed; having never married; having a disability; and having independent living difficulty) among adults age 65 and older, relative to all U.S. counties. Normalized values are 1 to 100, with a higher value indicating greater risk.

1 to 32 33 to 38 39 to 43 44 to 51 52 to 100 No Data

Source: U.S. Census Bureau, American Community Survey, 2020-2024

Delaware

Risk of Social Isolation by County



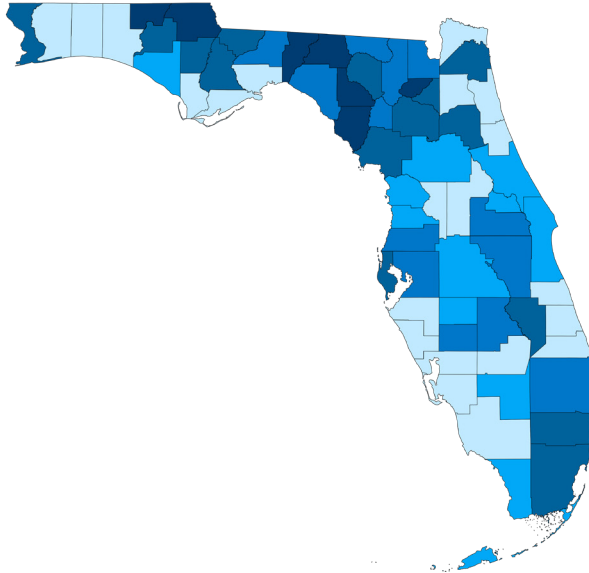
Index of social isolation risk factors (living in poverty; living alone; being divorced, separated or widowed; having never married; having a disability; and having independent living difficulty) among adults age 65 and older, relative to all U.S. counties. Normalized values are 1 to 100, with a higher value indicating greater risk.

■ 1 to 32 ■ 33 to 38 ■ 39 to 43 ■ 44 to 51 ■ 52 to 100 ■ No Data

Source: U.S. Census Bureau, American Community Survey, 2020–2024

Florida

Risk of Social Isolation by County



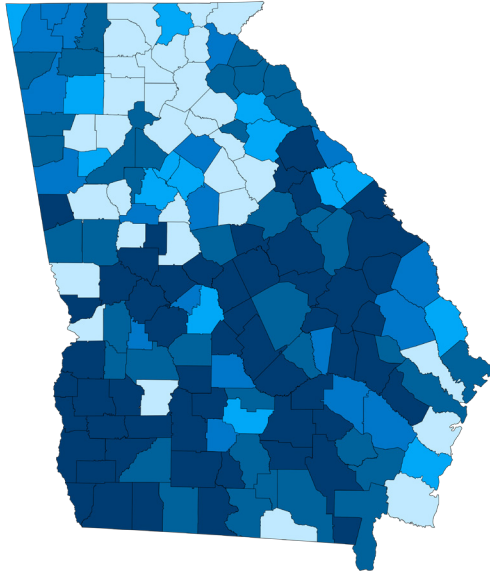
Index of social isolation risk factors (living in poverty; living alone; being divorced, separated or widowed; having never married; having a disability; and having independent living difficulty) among adults age 65 and older, relative to all U.S. counties. Normalized values are 1 to 100, with a higher value indicating greater risk.

1 to 32 33 to 38 39 to 43 44 to 51 52 to 100 No Data

Source: U.S. Census Bureau, American Community Survey, 2020–2024

Georgia

Risk of Social Isolation by County



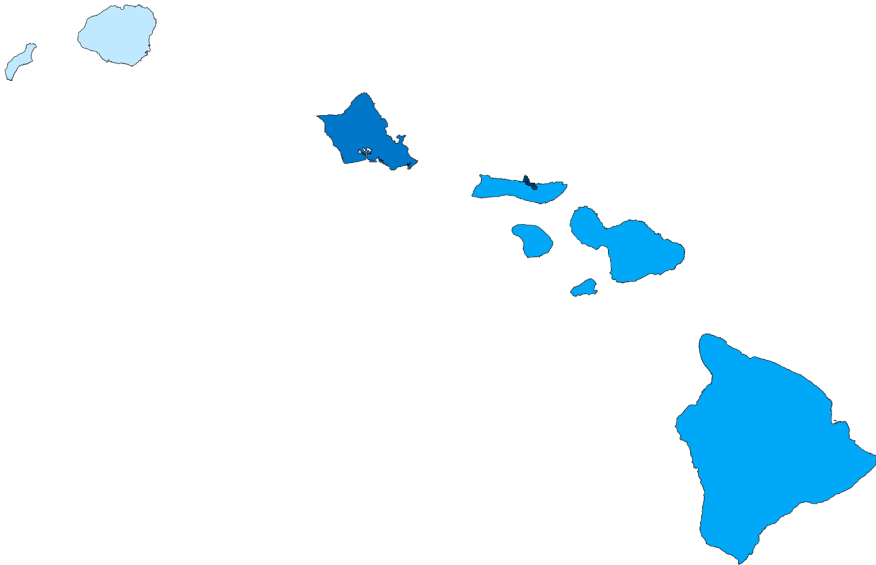
Index of social isolation risk factors (living in poverty; living alone; being divorced, separated or widowed; having never married; having a disability; and having independent living difficulty) among adults age 65 and older, relative to all U.S. counties. Normalized values are 1 to 100, with a higher value indicating greater risk.

1 to 32 33 to 38 39 to 43 44 to 51 52 to 100 No Data

Source: U.S. Census Bureau, American Community Survey, 2020–2024

Hawaii

Risk of Social Isolation by County



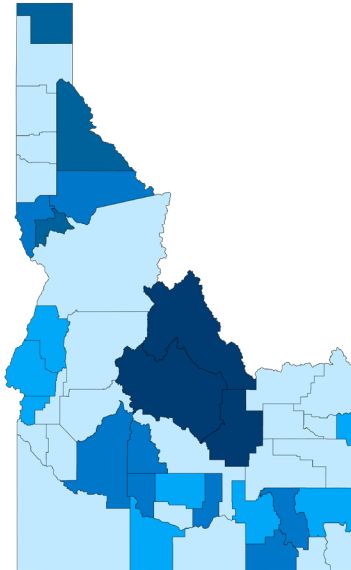
Index of social isolation risk factors (living in poverty; living alone; being divorced, separated or widowed; having never married; having a disability; and having independent living difficulty) among adults age 65 and older, relative to all U.S. counties. Normalized values are 1 to 100, with a higher value indicating greater risk.

1 to 32 33 to 38 39 to 43 44 to 51 52 to 100 No Data

Source: U.S. Census Bureau, American Community Survey, 2020-2024

Idaho

Risk of Social Isolation by County



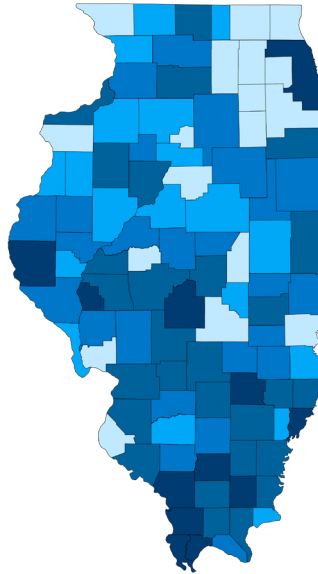
Index of social isolation risk factors (living in poverty; living alone; being divorced, separated or widowed; having never married; having a disability; and having independent living difficulty) among adults age 65 and older, relative to all U.S. counties. Normalized values are 1 to 100, with a higher value indicating greater risk.

1 to 32 33 to 38 39 to 43 44 to 51 52 to 100 No Data

Source: U.S. Census Bureau, American Community Survey, 2020–2024

Illinois

Risk of Social Isolation by County



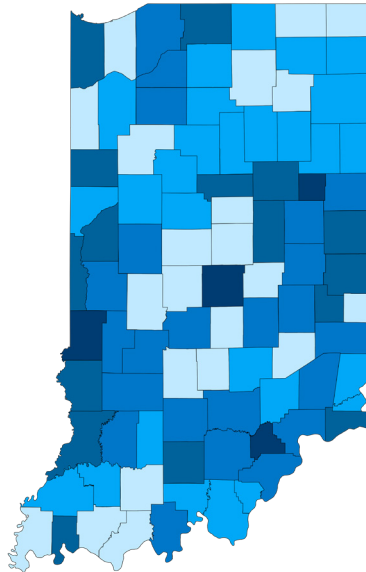
Index of social isolation risk factors (living in poverty; living alone; being divorced, separated or widowed; having never married; having a disability; and having independent living difficulty) among adults age 65 and older, relative to all U.S. counties. Normalized values are 1 to 100, with a higher value indicating greater risk.

1 to 32 33 to 38 39 to 43 44 to 51 52 to 100 No Data

Source: U.S. Census Bureau, American Community Survey, 2020-2024

Indiana

Risk of Social Isolation by County



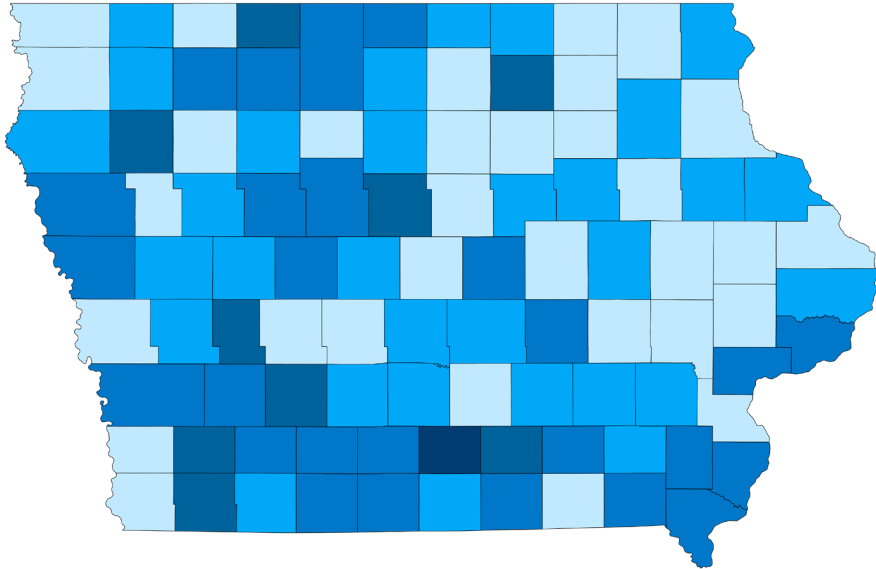
Index of social isolation risk factors (living in poverty; living alone; being divorced, separated or widowed; having never married; having a disability; and having independent living difficulty) among adults age 65 and older, relative to all U.S. counties. Normalized values are 1 to 100, with a higher value indicating greater risk.

1 to 32 33 to 38 39 to 43 44 to 51 52 to 100 No Data

Source: U.S. Census Bureau, American Community Survey, 2020-2024

Iowa

Risk of Social Isolation by County



Index of social isolation risk factors (living in poverty; living alone; being divorced, separated or widowed; having never married; having a disability; and having independent living difficulty) among adults age 65 and older, relative to all U.S. counties. Normalized values are 1 to 100, with a higher value indicating greater risk.

1 to 32 33 to 38 39 to 43 44 to 51 52 to 100 No Data

Source: U.S. Census Bureau, American Community Survey, 2020-2024

Kansas

Risk of Social Isolation by County



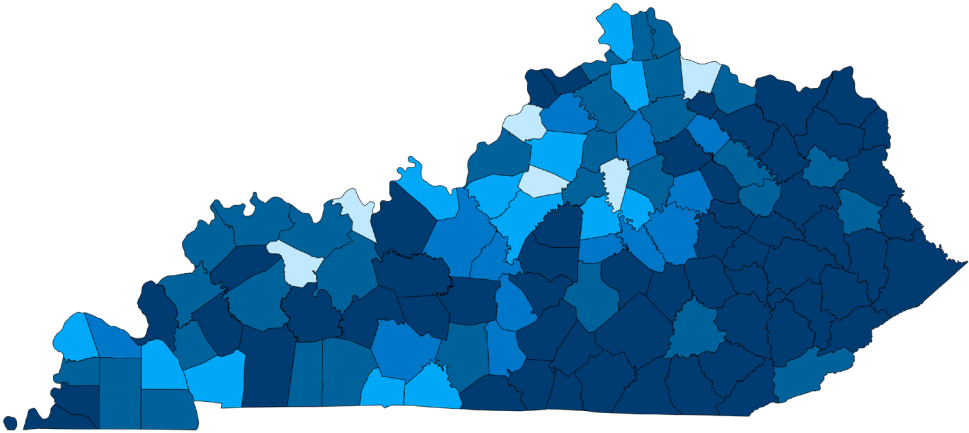
Index of social isolation risk factors (living in poverty; living alone; being divorced, separated or widowed; having never married; having a disability; and having independent living difficulty) among adults age 65 and older, relative to all U.S. counties. Normalized values are 1 to 100, with a higher value indicating greater risk.

1 to 32 33 to 38 39 to 43 44 to 51 52 to 100 No Data

Source: U.S. Census Bureau, American Community Survey, 2020-2024

Kentucky

Risk of Social Isolation by County



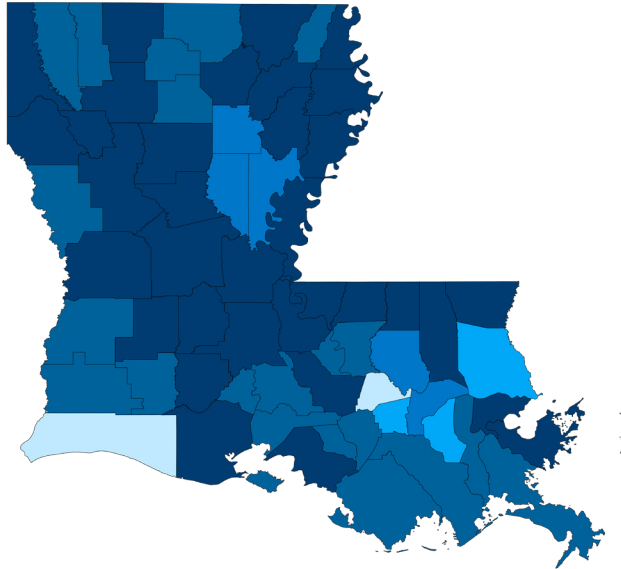
Index of social isolation risk factors (living in poverty; living alone; being divorced, separated or widowed; having never married; having a disability; and having independent living difficulty) among adults age 65 and older, relative to all U.S. counties. Normalized values are 1 to 100, with a higher value indicating greater risk.

1 to 32 33 to 38 39 to 43 44 to 51 52 to 100 No Data

Source: U.S. Census Bureau, American Community Survey, 2020-2024

Louisiana

Risk of Social Isolation by County



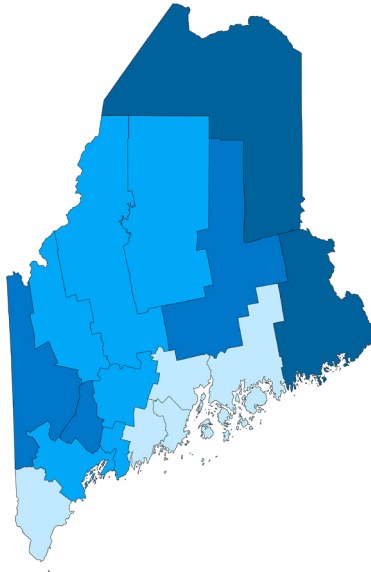
Index of social isolation risk factors (living in poverty; living alone; being divorced, separated or widowed; having never married; having a disability; and having independent living difficulty) among adults age 65 and older, relative to all U.S. counties. Normalized values are 1 to 100, with a higher value indicating greater risk.

1 to 32 33 to 38 39 to 43 44 to 51 52 to 100 No Data

Source: U.S. Census Bureau, American Community Survey, 2020-2024

Maine

Risk of Social Isolation by County



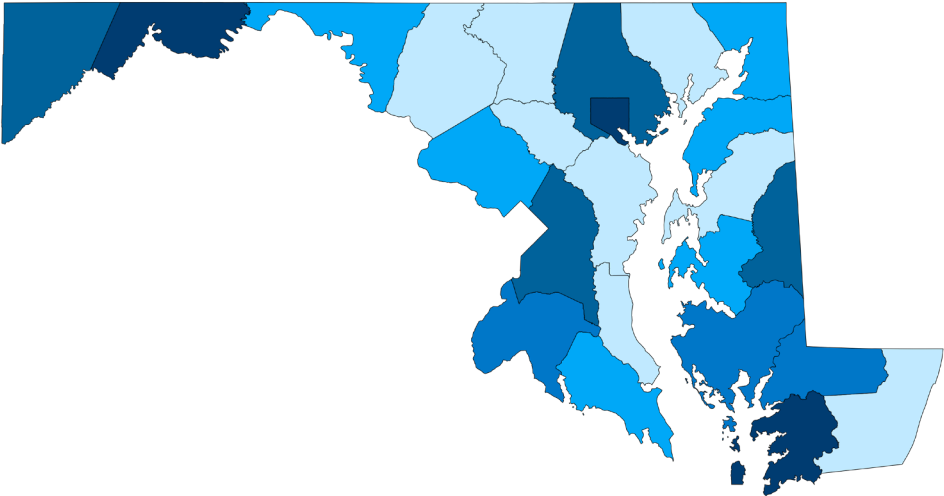
Index of social isolation risk factors (living in poverty; living alone; being divorced, separated or widowed; having never married; having a disability; and having independent living difficulty) among adults age 65 and older, relative to all U.S. counties. Normalized values are 1 to 100, with a higher value indicating greater risk.

1 to 32 33 to 38 39 to 43 44 to 51 52 to 100 No Data

Source: U.S. Census Bureau, American Community Survey, 2020–2024

Maryland

Risk of Social Isolation by County



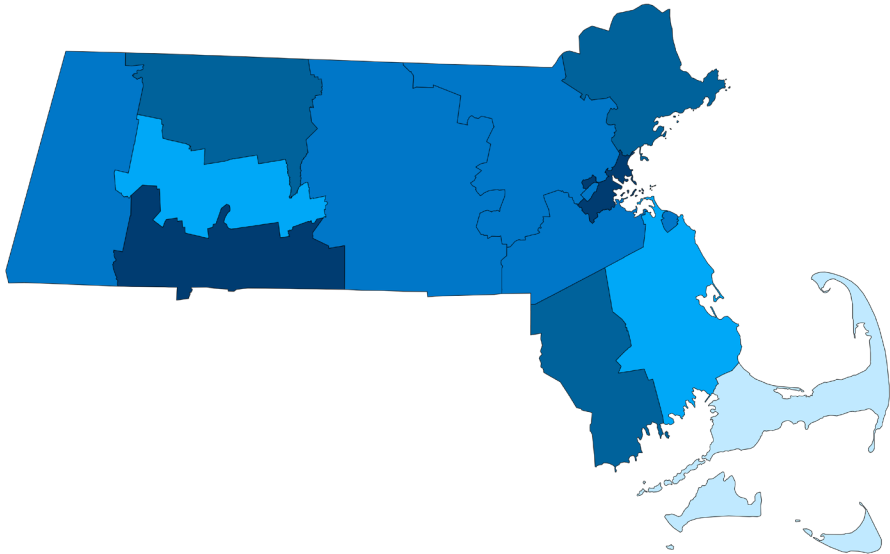
Index of social isolation risk factors (living in poverty; living alone; being divorced, separated or widowed; having never married; having a disability; and having independent living difficulty) among adults age 65 and older, relative to all U.S. counties. Normalized values are 1 to 100, with a higher value indicating greater risk.

1 to 32 33 to 38 39 to 43 44 to 51 52 to 100 No Data

Source: U.S. Census Bureau, American Community Survey, 2020–2024

Massachusetts

Risk of Social Isolation by County



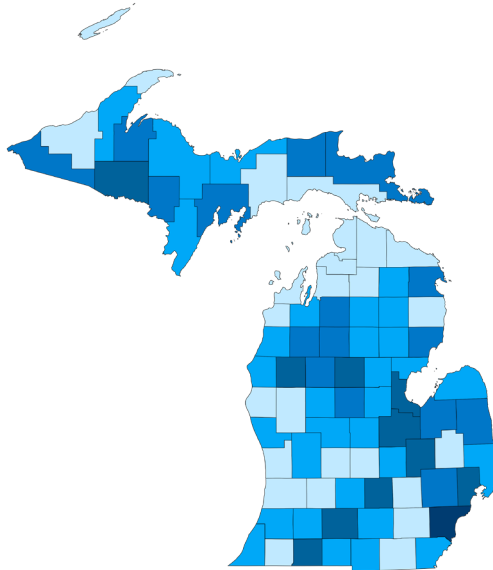
Index of social isolation risk factors (living in poverty; living alone; being divorced, separated or widowed; having never married; having a disability; and having independent living difficulty) among adults age 65 and older, relative to all U.S. counties. Normalized values are 1 to 100, with a higher value indicating greater risk.

1 to 32 33 to 38 39 to 43 44 to 51 52 to 100 No Data

Source: U.S. Census Bureau, American Community Survey, 2020-2024

Michigan

Risk of Social Isolation by County



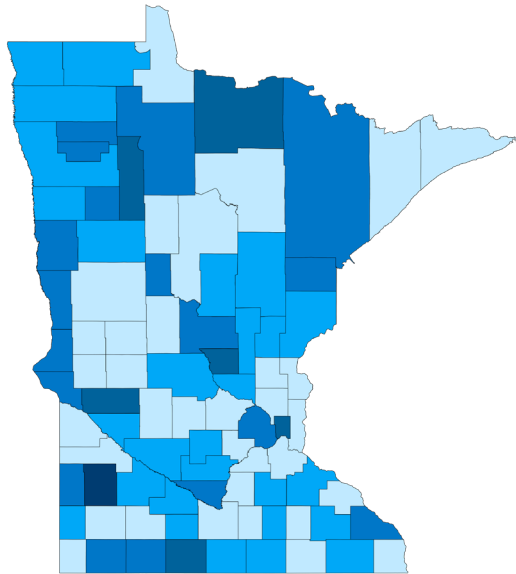
Index of social isolation risk factors (living in poverty; living alone; being divorced, separated or widowed; having never married; having a disability; and having independent living difficulty) among adults age 65 and older, relative to all U.S. counties. Normalized values are 1 to 100, with a higher value indicating greater risk.

1 to 32 33 to 38 39 to 43 44 to 51 52 to 100 No Data

Source: U.S. Census Bureau, American Community Survey, 2020–2024

Minnesota

Risk of Social Isolation by County



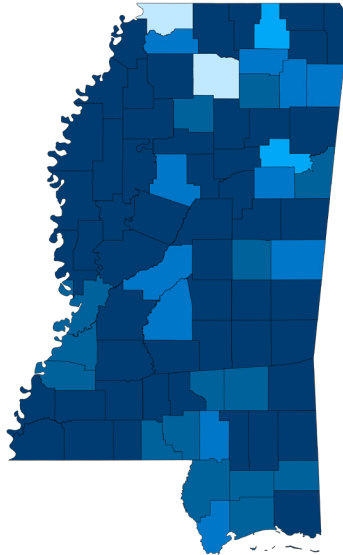
Index of social isolation risk factors (living in poverty; living alone; being divorced, separated or widowed; having never married; having a disability; and having independent living difficulty) among adults age 65 and older, relative to all U.S. counties. Normalized values are 1 to 100, with a higher value indicating greater risk.

1 to 32 33 to 38 39 to 43 44 to 51 52 to 100 No Data

Source: U.S. Census Bureau, American Community Survey, 2020-2024

Mississippi

Risk of Social Isolation by County



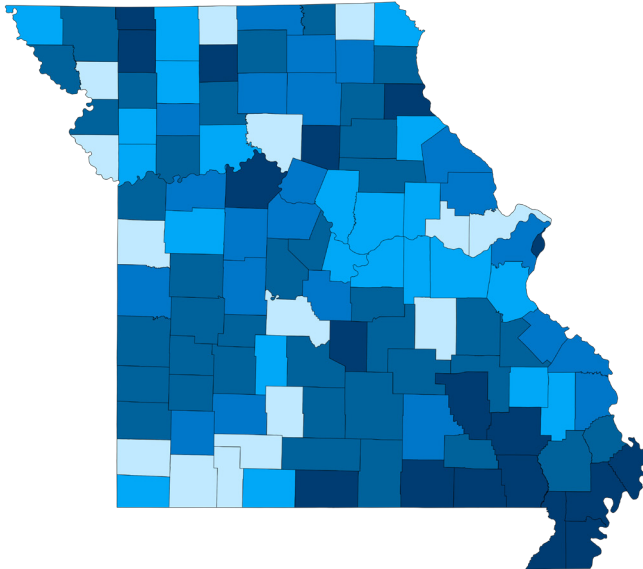
Index of social isolation risk factors (living in poverty; living alone; being divorced, separated or widowed; having never married; having a disability; and having independent living difficulty) among adults age 65 and older, relative to all U.S. counties. Normalized values are 1 to 100, with a higher value indicating greater risk.

1 to 32 33 to 38 39 to 43 44 to 51 52 to 100 No Data

Source: U.S. Census Bureau, American Community Survey, 2020-2024

Missouri

Risk of Social Isolation by County



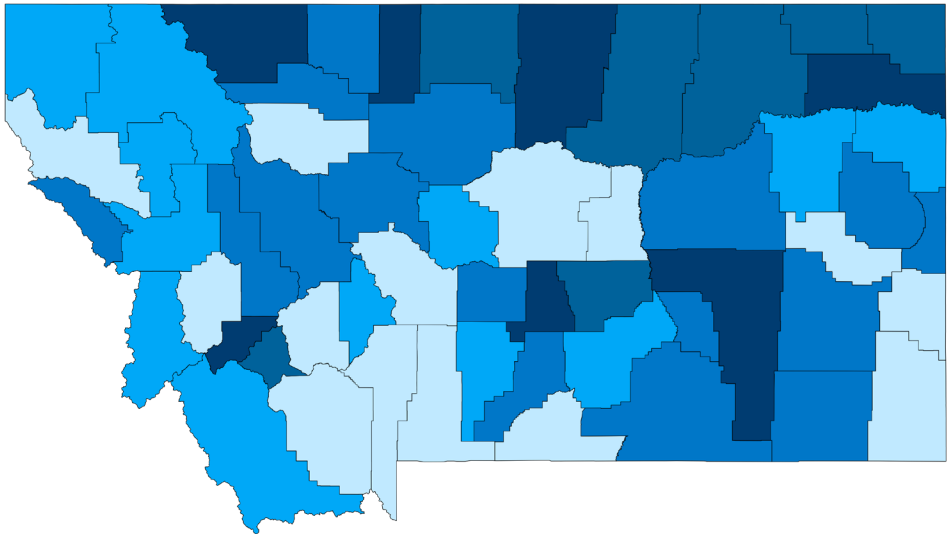
Index of social isolation risk factors (living in poverty; living alone; being divorced, separated or widowed; having never married; having a disability; and having independent living difficulty) among adults age 65 and older, relative to all U.S. counties. Normalized values are 1 to 100, with a higher value indicating greater risk.

1 to 32 33 to 38 39 to 43 44 to 51 52 to 100 No Data

Source: U.S. Census Bureau, American Community Survey, 2020-2024

Montana

Risk of Social Isolation by County



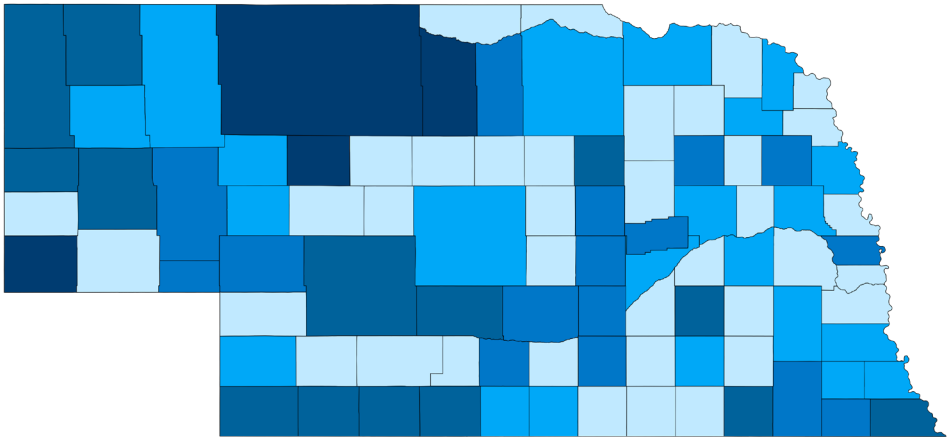
Index of social isolation risk factors (living in poverty; living alone; being divorced, separated or widowed; having never married; having a disability; and having independent living difficulty) among adults age 65 and older, relative to all U.S. counties. Normalized values are 1 to 100, with a higher value indicating greater risk.

1 to 32 33 to 38 39 to 43 44 to 51 52 to 100 No Data

Source: U.S. Census Bureau, American Community Survey, 2020-2024

Nebraska

Risk of Social Isolation by County



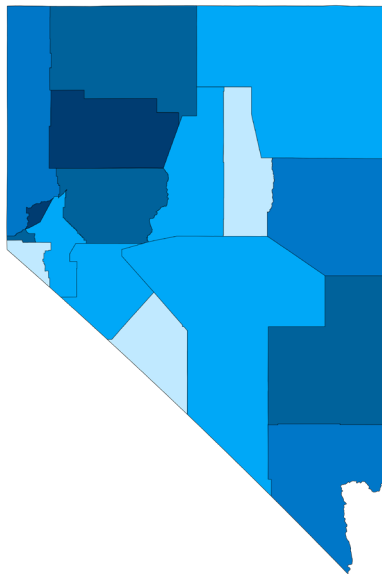
Index of social isolation risk factors (living in poverty; living alone; being divorced, separated or widowed; having never married; having a disability; and having independent living difficulty) among adults age 65 and older, relative to all U.S. counties. Normalized values are 1 to 100, with a higher value indicating greater risk.

1 to 32 33 to 38 39 to 43 44 to 51 52 to 100 No Data

Source: U.S. Census Bureau, American Community Survey, 2020-2024

Nevada

Risk of Social Isolation by County



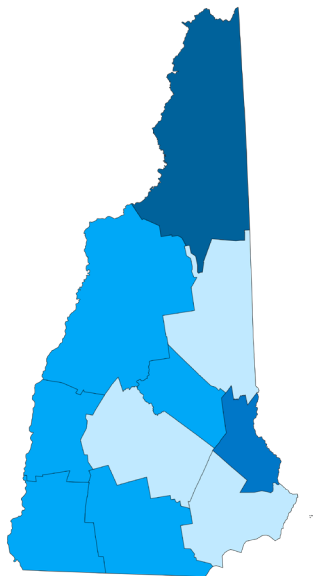
Index of social isolation risk factors (living in poverty; living alone; being divorced, separated or widowed; having never married; having a disability; and having independent living difficulty) among adults age 65 and older, relative to all U.S. counties. Normalized values are 1 to 100, with a higher value indicating greater risk.

1 to 32 33 to 38 39 to 43 44 to 51 52 to 100 No Data

Source: U.S. Census Bureau, American Community Survey, 2020-2024

New Hampshire

Risk of Social Isolation by County



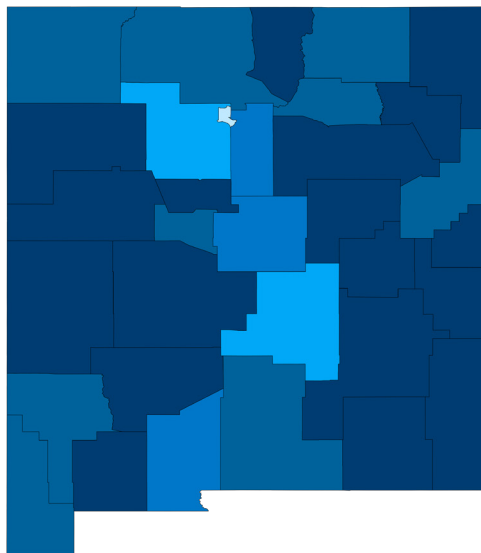
Index of social isolation risk factors (living in poverty; living alone; being divorced, separated or widowed; having never married; having a disability; and having independent living difficulty) among adults age 65 and older, relative to all U.S. counties. Normalized values are 1 to 100, with a higher value indicating greater risk.

1 to 32 33 to 38 39 to 43 44 to 51 52 to 100 No Data

Source: U.S. Census Bureau, American Community Survey, 2020-2024

New Mexico

Risk of Social Isolation by County



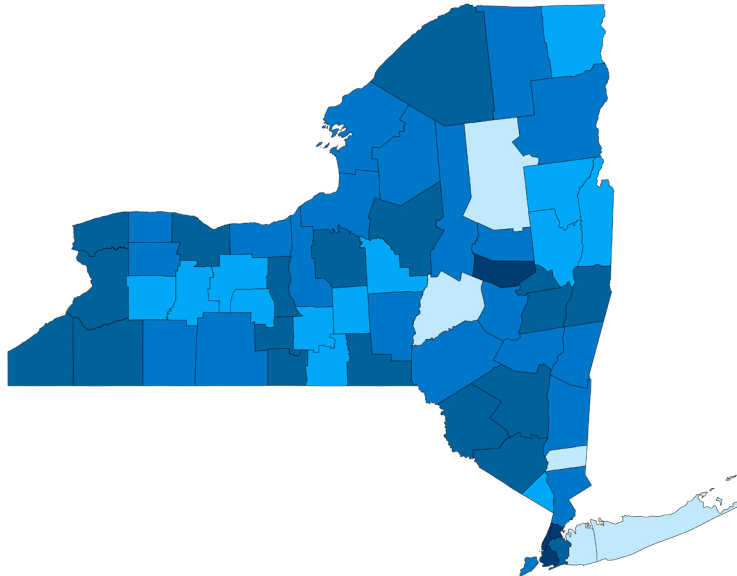
Index of social isolation risk factors (living in poverty; living alone; being divorced, separated or widowed; having never married; having a disability; and having independent living difficulty) among adults age 65 and older, relative to all U.S. counties. Normalized values are 1 to 100, with a higher value indicating greater risk.

1 to 32 33 to 38 39 to 43 44 to 51 52 to 100 No Data

Source: U.S. Census Bureau, American Community Survey, 2020-2024

New York

Risk of Social Isolation by County



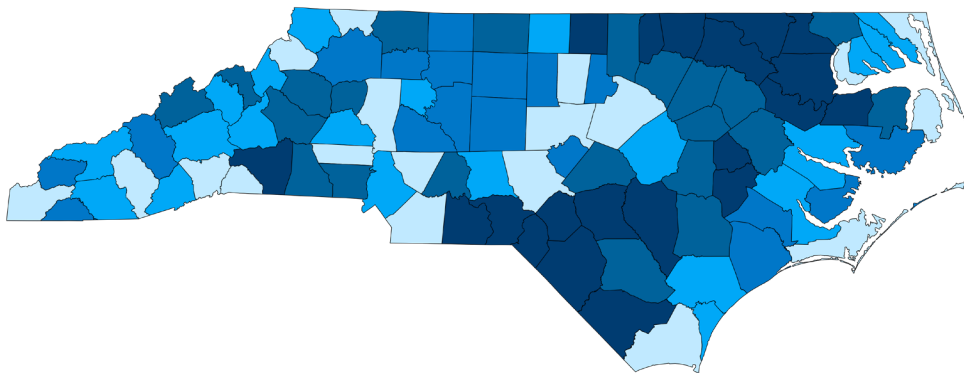
Index of social isolation risk factors (living in poverty; living alone; being divorced, separated or widowed; having never married; having a disability; and having independent living difficulty) among adults age 65 and older, relative to all U.S. counties. Normalized values are 1 to 100, with a higher value indicating greater risk.

1 to 32 33 to 38 39 to 43 44 to 51 52 to 100 No Data

Source: U.S. Census Bureau, American Community Survey, 2020-2024

North Carolina

Risk of Social Isolation by County



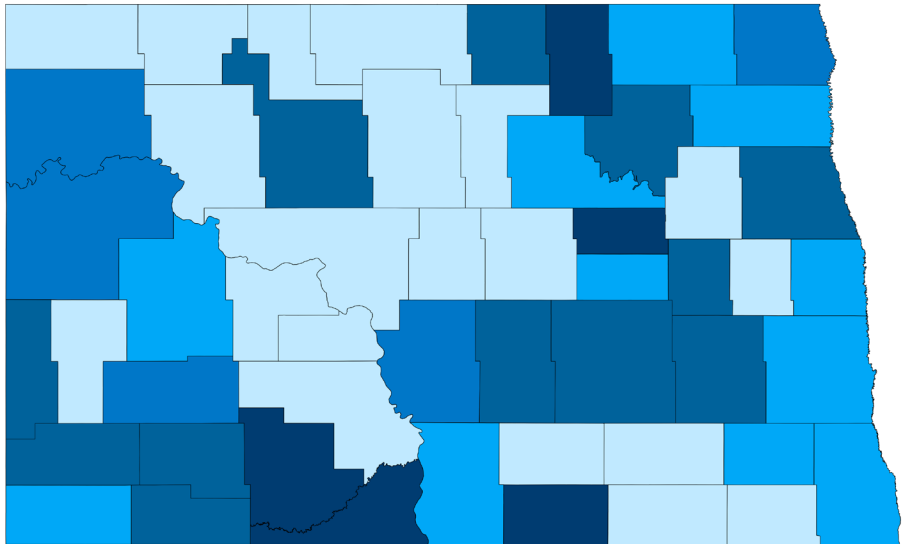
Index of social isolation risk factors (living in poverty; living alone; being divorced, separated or widowed; having never married; having a disability; and having independent living difficulty) among adults age 65 and older, relative to all U.S. counties. Normalized values are 1 to 100, with a higher value indicating greater risk.

1 to 32 33 to 38 39 to 43 44 to 51 52 to 100 No Data

Source: U.S. Census Bureau, American Community Survey, 2020-2024

North Dakota

Risk of Social Isolation by County



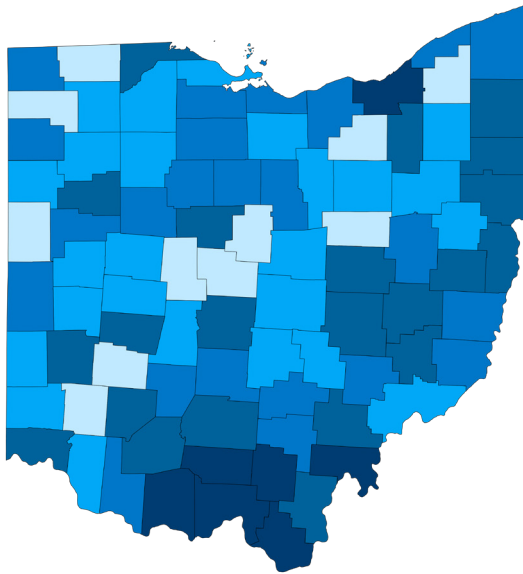
Index of social isolation risk factors (living in poverty; living alone; being divorced, separated or widowed; having never married; having a disability; and having independent living difficulty) among adults age 65 and older, relative to all U.S. counties. Normalized values are 1 to 100, with a higher value indicating greater risk.

1 to 32 33 to 38 39 to 43 44 to 51 52 to 100 No Data

Source: U.S. Census Bureau, American Community Survey, 2020-2024

Ohio

Risk of Social Isolation by County



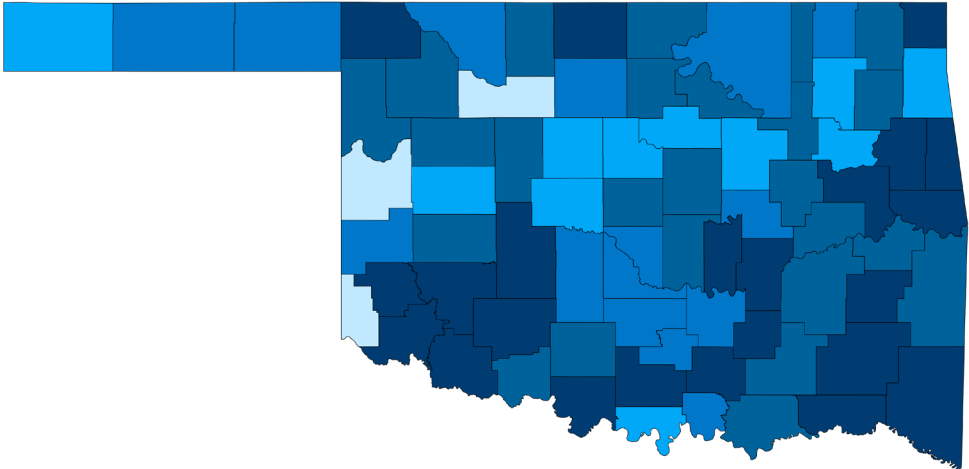
Index of social isolation risk factors (living in poverty; living alone; being divorced, separated or widowed; having never married; having a disability; and having independent living difficulty) among adults age 65 and older, relative to all U.S. counties. Normalized values are 1 to 100, with a higher value indicating greater risk.

■ 1 to 32 ■ 33 to 38 ■ 39 to 43 ■ 44 to 51 ■ 52 to 100 ■ No Data

Source: U.S. Census Bureau, American Community Survey, 2020-2024

Oklahoma

Risk of Social Isolation by County



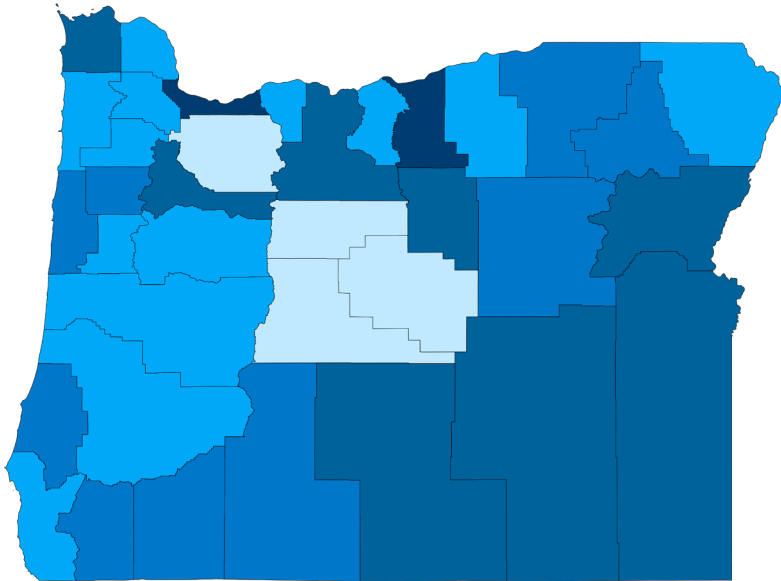
Index of social isolation risk factors (living in poverty; living alone; being divorced, separated or widowed; having never married; having a disability; and having independent living difficulty) among adults age 65 and older, relative to all U.S. counties. Normalized values are 1 to 100, with a higher value indicating greater risk.

1 to 32 33 to 38 39 to 43 44 to 51 52 to 100 No Data

Source: U.S. Census Bureau, American Community Survey, 2020-2024

Oregon

Risk of Social Isolation by County



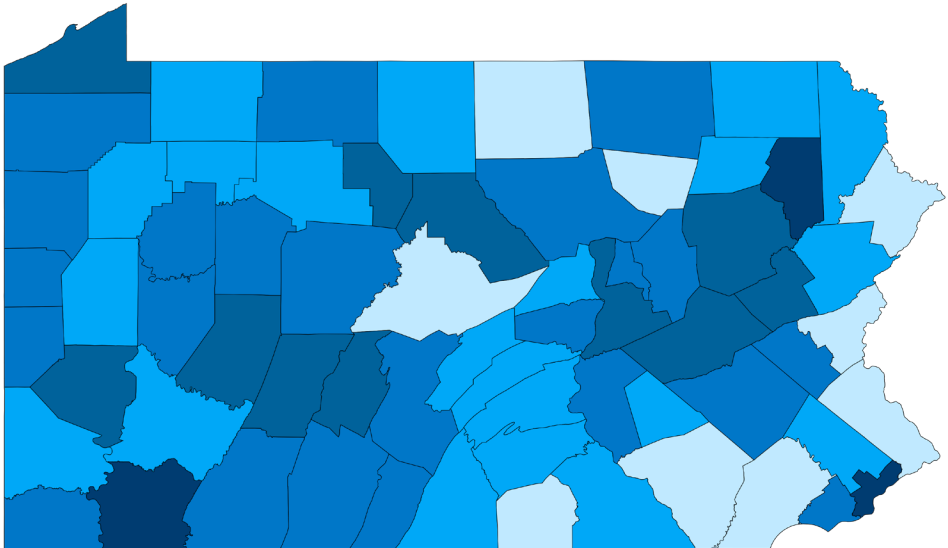
Index of social isolation risk factors (living in poverty; living alone; being divorced, separated or widowed; having never married; having a disability; and having independent living difficulty) among adults age 65 and older, relative to all U.S. counties. Normalized values are 1 to 100, with a higher value indicating greater risk.

1 to 32 33 to 38 39 to 43 44 to 51 52 to 100 No Data

Source: U.S. Census Bureau, American Community Survey, 2020-2024

Pennsylvania

Risk of Social Isolation by County



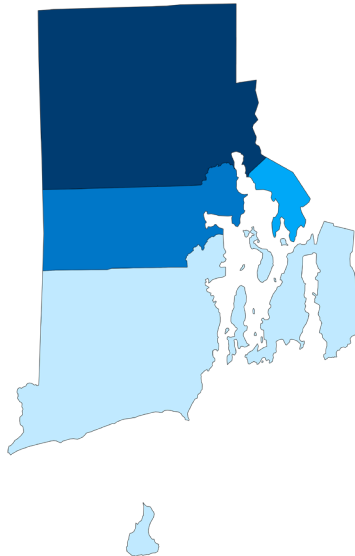
Index of social isolation risk factors (living in poverty; living alone; being divorced, separated or widowed; having never married; having a disability; and having independent living difficulty) among adults age 65 and older, relative to all U.S. counties. Normalized values are 1 to 100, with a higher value indicating greater risk.

1 to 32 33 to 38 39 to 43 44 to 51 52 to 100 No Data

Source: U.S. Census Bureau, American Community Survey, 2020-2024

Rhode Island

Risk of Social Isolation by County



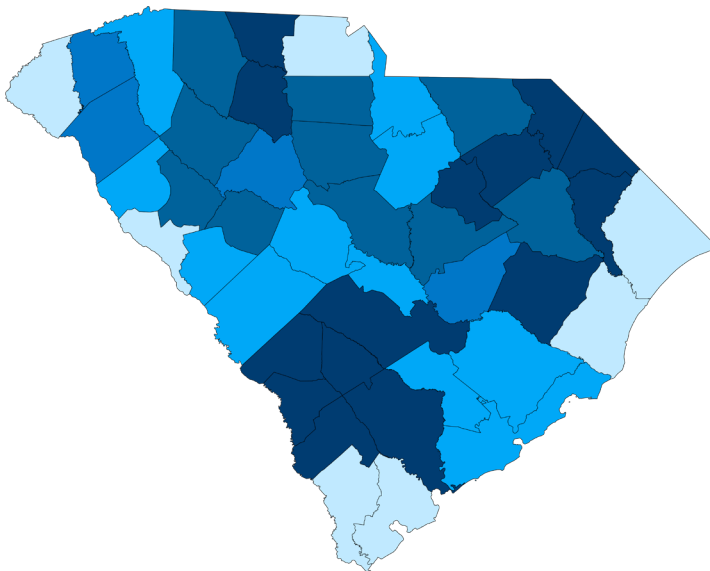
Index of social isolation risk factors (living in poverty; living alone; being divorced, separated or widowed; having never married; having a disability; and having independent living difficulty) among adults age 65 and older, relative to all U.S. counties. Normalized values are 1 to 100, with a higher value indicating greater risk.

1 to 32 33 to 38 39 to 43 44 to 51 52 to 100 No Data

Source: U.S. Census Bureau, American Community Survey, 2020-2024

South Carolina

Risk of Social Isolation by County



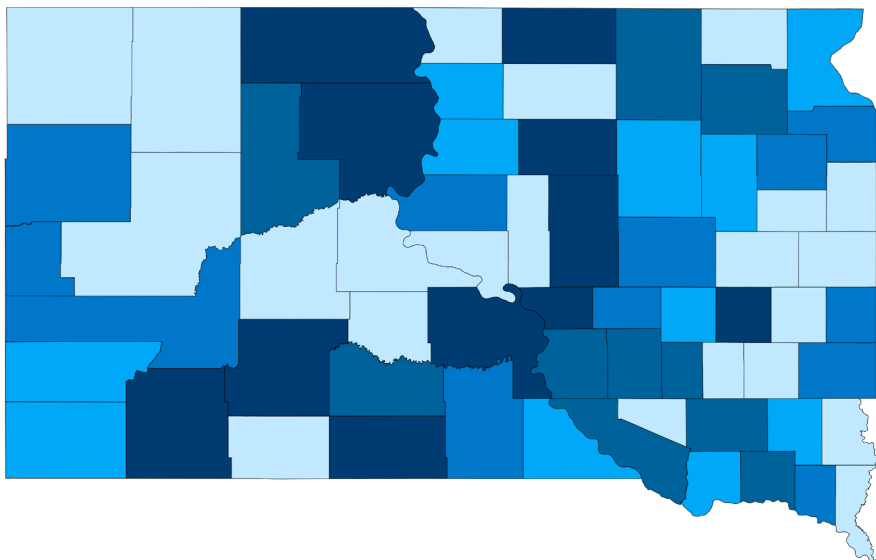
Index of social isolation risk factors (living in poverty; living alone; being divorced, separated or widowed; having never married; having a disability; and having independent living difficulty) among adults age 65 and older, relative to all U.S. counties. Normalized values are 1 to 100, with a higher value indicating greater risk.

1 to 32 33 to 38 39 to 43 44 to 51 52 to 100 No Data

Source: U.S. Census Bureau, American Community Survey, 2020-2024

South Dakota

Risk of Social Isolation by County



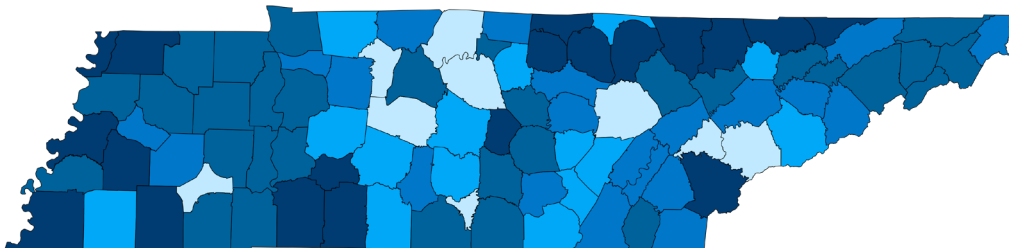
Index of social isolation risk factors (living in poverty; living alone; being divorced, separated or widowed; having never married; having a disability; and having independent living difficulty) among adults age 65 and older, relative to all U.S. counties. Normalized values are 1 to 100, with a higher value indicating greater risk.

1 to 32 33 to 38 39 to 43 44 to 51 52 to 100 No Data

Source: U.S. Census Bureau, American Community Survey, 2020-2024

Tennessee

Risk of Social Isolation by County



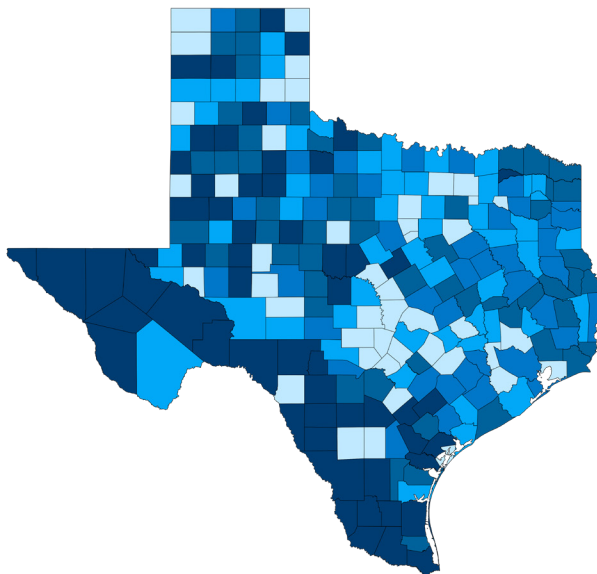
Index of social isolation risk factors (living in poverty; living alone; being divorced, separated or widowed; having never married; having a disability; and having independent living difficulty) among adults age 65 and older, relative to all U.S. counties. Normalized values are 1 to 100, with a higher value indicating greater risk.

1 to 32 33 to 38 39 to 43 44 to 51 52 to 100 No Data

Source: U.S. Census Bureau, American Community Survey, 2020–2024

Texas

Risk of Social Isolation by County



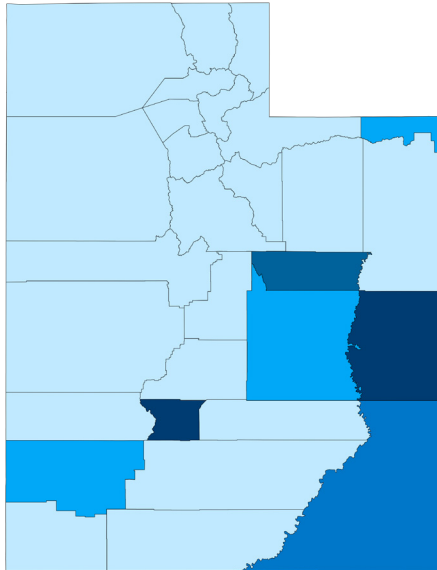
Index of social isolation risk factors (living in poverty; living alone; being divorced, separated or widowed; having never married; having a disability; and having independent living difficulty) among adults age 65 and older, relative to all U.S. counties. Normalized values are 1 to 100, with a higher value indicating greater risk.

1 to 32 33 to 38 39 to 43 44 to 51 52 to 100 No Data

Source: U.S. Census Bureau, American Community Survey, 2020-2024

Utah

Risk of Social Isolation by County



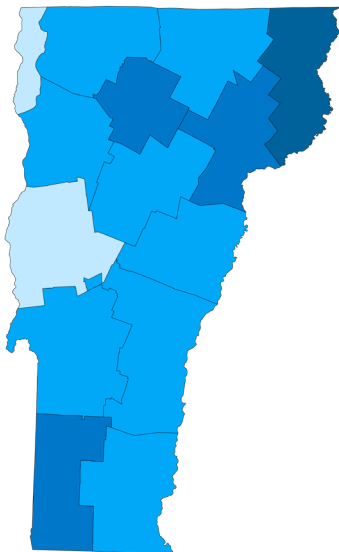
Index of social isolation risk factors (living in poverty; living alone; being divorced, separated or widowed; having never married; having a disability; and having independent living difficulty) among adults age 65 and older, relative to all U.S. counties. Normalized values are 1 to 100, with a higher value indicating greater risk.

1 to 32 33 to 38 39 to 43 44 to 51 52 to 100 No Data

Source: U.S. Census Bureau, American Community Survey, 2020–2024

Vermont

Risk of Social Isolation by County



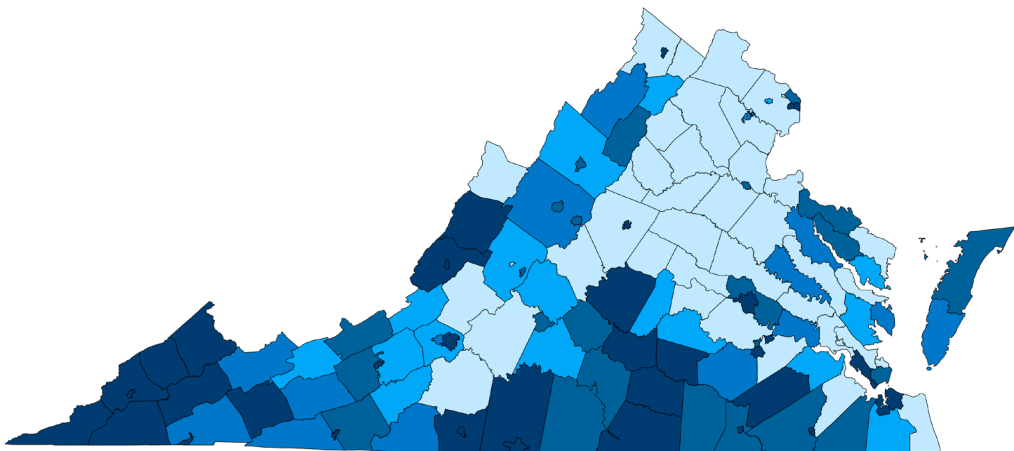
Index of social isolation risk factors (living in poverty; living alone; being divorced, separated or widowed; having never married; having a disability; and having independent living difficulty) among adults age 65 and older, relative to all U.S. counties. Normalized values are 1 to 100, with a higher value indicating greater risk.

1 to 32 33 to 38 39 to 43 44 to 51 52 to 100 No Data

Source: U.S. Census Bureau, American Community Survey, 2020-2024

Virginia

Risk of Social Isolation by County



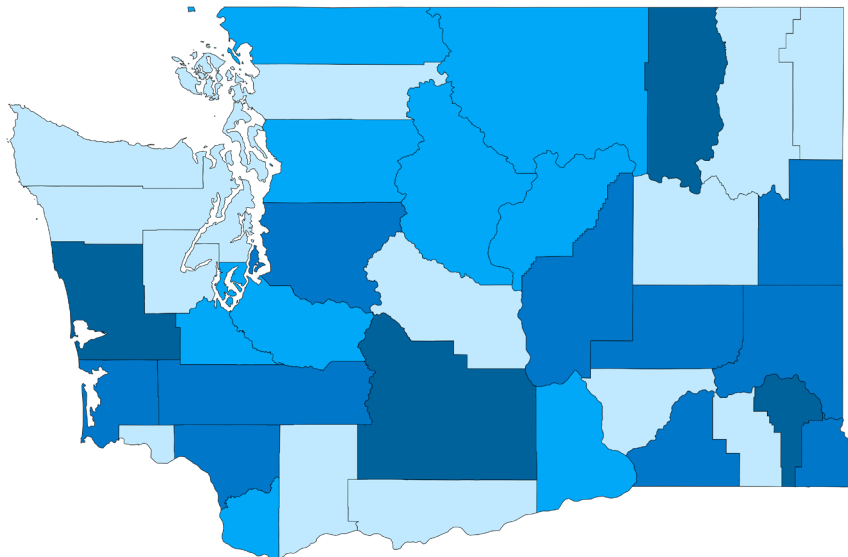
Index of social isolation risk factors (living in poverty; living alone; being divorced, separated or widowed; having never married; having a disability; and having independent living difficulty) among adults age 65 and older, relative to all U.S. counties. Normalized values are 1 to 100, with a higher value indicating greater risk.

1 to 32 33 to 38 39 to 43 44 to 51 52 to 100 No Data

Source: U.S. Census Bureau, American Community Survey, 2020-2024

Washington

Risk of Social Isolation by County



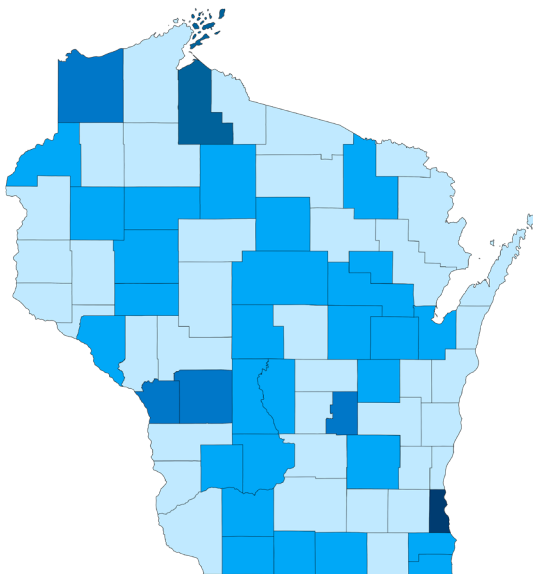
Index of social isolation risk factors (living in poverty; living alone; being divorced, separated or widowed; having never married; having a disability; and having independent living difficulty) among adults age 65 and older, relative to all U.S. counties. Normalized values are 1 to 100, with a higher value indicating greater risk.

1 to 32 33 to 38 39 to 43 44 to 51 52 to 100 No Data

Source: U.S. Census Bureau, American Community Survey, 2020-2024

Wisconsin

Risk of Social Isolation by County



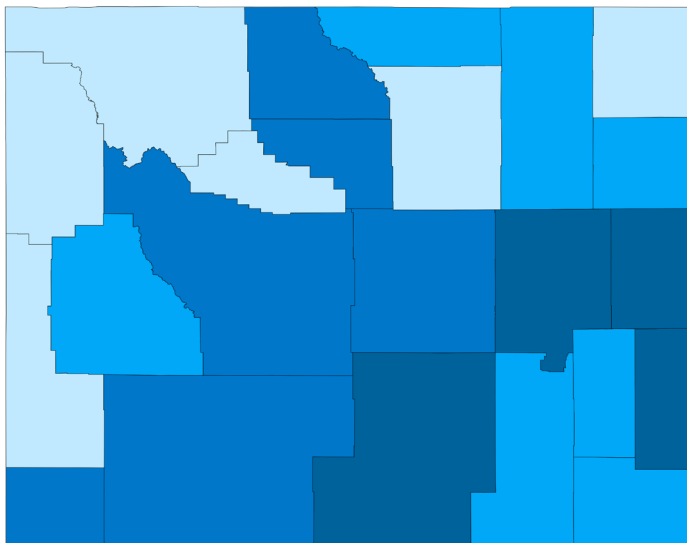
Index of social isolation risk factors (living in poverty; living alone; being divorced, separated or widowed; having never married; having a disability; and having independent living difficulty) among adults age 65 and older, relative to all U.S. counties. Normalized values are 1 to 100, with a higher value indicating greater risk.

1 to 32 33 to 38 39 to 43 44 to 51 52 to 100 No Data

Source: U.S. Census Bureau, American Community Survey, 2020-2024

Wyoming

Risk of Social Isolation by County



Index of social isolation risk factors (living in poverty; living alone; being divorced, separated or widowed; having never married; having a disability; and having independent living difficulty) among adults age 65 and older, relative to all U.S. counties. Normalized values are 1 to 100, with a higher value indicating greater risk.

1 to 32 33 to 38 39 to 43 44 to 51 52 to 100 No Data

Source: U.S. Census Bureau, American Community Survey, 2020-2024